

# Product Catalog



**Company Information (01)**

**NextLock® by Digilock® (07)**

Axis (09)

Cue (23)

Sola (27)

Classic Cam (31)

Key Management (39)



The Netherlands




Digilock® is a global leader in delivering high-performance electronic locks and locker security solutions. Patented technologies and innovation are the key factors that contribute to Digilock's success.

Founded in 1981, headquartered in California, with sales offices in The Netherlands and Hong Kong, Digilock continues to innovate since it delivered the first electronic lock for personal storage in 1992.

Our commitment to providing superior customer support and responsiveness to market demands enable Digilock to be recognized as the industry influencer making Security Simplified®.



Hong Kong



USA

Digilock®  
 Petaluma ■ USA  
 +1 707 766 6000  
 sales@digilock.com

Digilock Europe B.V.  
 Amsterdam ■ The Netherlands  
 +31 (0)20.303.3060  
 sales@digilock.eu

Digilock Asia Limited  
 Kowloon ■ Hong Kong  
 +852. 277.60.800  
 sales@digilock.asia

## **company**

We promote Security Simplified® by providing lock and locker solutions. We deliver this through a steadfast commitment to our core values of innovation, design, quality, and enduring relationships.

## **technology**

Driven by innovation, our products use the latest technology and highest caliber of materials to ensure flawless performance every time.

## **products**

Available in an array of designs, styles, and finishes, our products enhance environment appeal while safely and simply protecting personal belongings.

## **quality**

Quality is our signature in design and engineering, aesthetics, security, and overall user experience.

## **support**

We provide world class customer service and product support, building lasting relationships around the world.







### Axis Standard Keypad



### Axis Touch Keypad



### Axis Touch RFID



### Classic Cam



### Cue



### Sola







**standard keypad features**

- Keypad operation
- All metal housing
- Slim 5/16" (8mm) profile
- Simple installation
- Non-handed
- Meets IP55 rating
- Standard, vertical, or horizontal body style
- With or without pull handle
- Brushed nickel or black finish
- 1/2" (12mm) motorized deadbolt or deadlatch
- Visual & audible indicators
- Manage with electronic keys or mobile device
- Programmable auto unlock
- Customizable settings
- Built-in audit trail
- 3-5 year battery life
- Powered by 4 premium AA batteries
- Up to 5 year warranty



Axis Standard Keypad locks operate with an alphanumeric keypad interface. The interface also contains a key slot to operate locks with an ADA compliant User Key.



## user credential

Users operate with either a self-selected 4-digit User Code or an ADA compliant User Key.

## body style

Available in standard, vertical, and horizontal body styles with or without pull handle.

## functionality

### shared use

In shared use functionality, the locks are designed for day-use lockers. The user chooses an available locker and operates it with a self-selected user credential. Once the locker is vacated, it becomes available for a different user.

### assigned use

In assigned use functionality, the locks are designed for lockers that are for private use. The user is assigned a locker and operates it with their assigned user credential.

## locking mechanism

### deadbolt

Features a 1/2" (12.7mm) motorized deadbolt designed for either shared or assigned use functionality.

### deadlatch

Features a 1/2" (12.7mm) motorized deadlatch designed for assigned use functionality.

## finish

Standard finishes are brushed nickel or black. Custom finishes are available upon request.

## mounting

All Axis Standard Keypad locks are surface mounted. The keypad interface connects to the locking mechanism via a snap lock cable connector that tucks neatly into an integrated cable pocket. The mounting design accommodates a door thickness of up to 2" (50.8mm).

## management

Programming and management access are accomplished via patented electronic keys. An optional mobile application allows simplified lock management and audit trail.





# AXIS



## touch keypad features

- Touch keypad operation
- All metal housing
- Slim 5/16" (8mm) profile
- Simple installation
- Non-handed
- Meets IP55 rating
- Standard body style
- With or without pull handle
- Brushed nickel or black finish
- 1/2" (12mm) motorized deadbolt or deadlatch
- Visual & audible indicators
- Manage with electronic keys or mobile device
- Programmable auto unlock
- Customizable settings
- Built-in audit trail
- 3-5 year battery life
- Powered by 4 premium AA batteries
- Up to 5 year warranty

Axis Touch Keypad locks operate with an alphanumeric touch keypad interface. The interface also contains a key slot to operate locks with an ADA compliant User Key.



## user credential

Users operate with either a self-selected 4-digit User Code or an ADA compliant User Key.

## body style

Available in a standard body style with or without pull handle.



## functionality

### shared use

In shared use functionality, the locks are designed for day-use lockers. The user chooses an available locker and operates it with a self-selected user credential. Once the locker is vacated, it becomes available for a different user.

### assigned use

In assigned use functionality, the locks are designed for lockers that are for private use. The user is assigned a locker and operates it with their assigned user credential.

## locking mechanism

### deadbolt

Features a 1/2" (12.7mm) motorized deadbolt designed for either shared or assigned use functionality.

### deadlatch

Features a 1/2" (12.7mm) motorized deadlatch designed for assigned use functionality.

## finish

Standard finishes are brushed nickel or black. Custom finishes are available upon request.

## mounting

All Axis Touch Keypad locks are surface mounted. The keypad interface connects to the locking mechanism via a snap lock cable connector that tucks neatly into an integrated cable pocket. The mounting design accommodates a door thickness of up to 2" (50.8mm).

## management

Programming and management access are accomplished via patented electronic keys. An optional mobile application allows simplified lock management and audit trail.





AXIS

18



## touch RFID features

- Touch RFID operation
- All metal housing
- Slim 5/16" (8mm) profile
- Simple installation
- Non-handed
- Meets IP55 rating
- Standard, vertical, or horizontal body style
- With or without pull handle
- Brushed nickel or black finish
- 1/2" (12mm) motorized deadbolt or deadlatch
- Visual & audible indicators
- Manage with electronic keys or mobile device
- Programmable auto unlock
- Customizable settings
- Built-in audit trail
- 3-5 year battery life
- Powered by 4 premium AA batteries
- Up to 5 year warranty



Axis Touch RFID locks operate with a touch RFID interface. The interface also contains a key slot to operate locks with an ADA compliant User Key.



## user credential

Users operate with either an RFID credential or an ADA compliant User Key.

## body style

Available in standard, vertical, and horizontal body styles with or without pull handle.

## functionality

### shared use

In shared use functionality, the locks are designed for day-use lockers. The user chooses an available locker and operates it with a self-selected user credential. Once the locker is vacated, it becomes available for a different user.

### assigned use

In assigned use functionality, the locks are designed for lockers that are for private use. The user is assigned a locker and operates it with their assigned user credential.

## locking mechanism

### deadbolt

Features a 1/2" (12.7mm) motorized deadbolt designed for either shared or assigned use functionality.

### deadlatch

Features a 1/2" (12.7mm) motorized deadlatch designed for assigned use functionality.

## finish

Standard finishes are brushed nickel or black. Custom finishes are available upon request.

## mounting

All Axis Touch RFID locks are surface mounted. The touch RFID interface connects to the locking mechanism via a snap lock cable connector that tucks neatly into an integrated cable pocket. The mounting design accommodates a door thickness of up to 2" (50.8mm).

## management

Programming and management access are accomplished via patented electronic keys. An optional mobile application allows simplified lock management and audit trail.

## RFID credentials

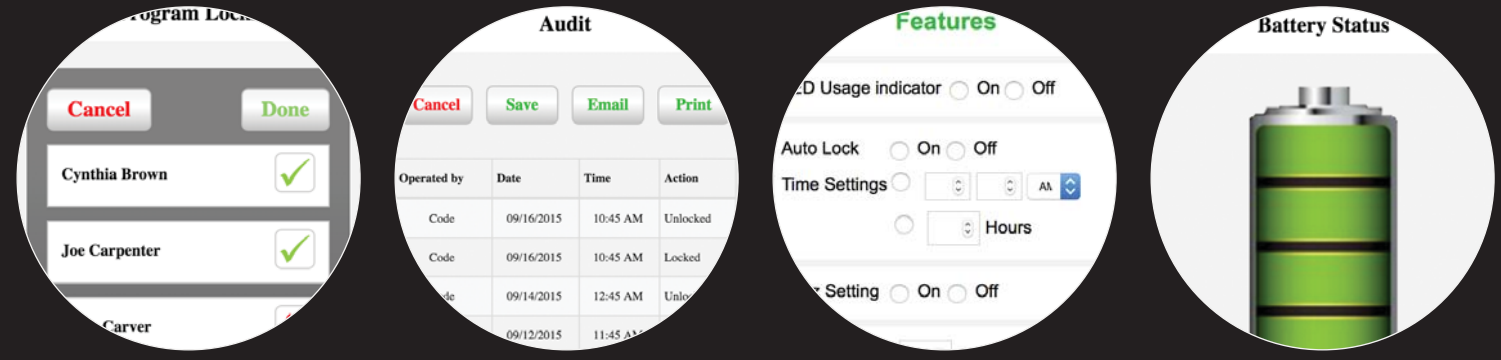

Axis Touch RFID locks work with both iClass and Mifare standards operating at 13.56 MHz frequency.

### RFID Protocols

ISO 14443A ■ ISO 14443B ■ ISO 15693



Axis locks have an option to program and manage the locks through a mobile device. The mobile app allows simplified programming, management, and audit trail.



program

Provide management access and easily maintain management credentials.

audit

Report on when and who operated a lock.

auto unlock

Set locks to automatically unlock at a specific time or after a specified number of hours.

battery status

Visual indicator of lock's power level.



# CUE



## features

- Keypad operation
- All metal housing
- Simple installation
- Non-handed
- Meets IP55 rating
- Standard body style
- Integral pull handle
- Brushed nickel or brass finish
- 1/2" (12mm) motorized deadbolt or deadlatch
- Visual & audible indicators
- Manage with code or electronic keys
- Programmable auto unlock
- Customizable settings
- 3-5 year battery life
- Powered by 4 premium AA batteries
- Up to 5 year warranty



Cue locks operate with an alphanumeric keypad interface.

## user credential

### key managed

Users operate with either a self-selected 4-digit User Code or an ADA compliant User Key.

### code managed

Users operate with a self-selected 4-digit User Code

## body style

Available in a standard body style with an integral pull handle.



## functionality

### shared use (default setting)

In shared use functionality, the locks are designed for day-use lockers. The user chooses an available locker and operates it with a self-selected user credential. Once the locker is vacated, it becomes available for a different user.

### assigned use

In assigned use functionality, the locks are designed for lockers that are for private use. The user is assigned a locker and operates it with their assigned user credential.

## management

### key managed

Programming and management access are accomplished via patented electronic keys.

### code managed

Programming and management access are accomplished via alphanumeric codes.

## locking mechanism

### deadbolt

Features a 1/2" (12.7mm) motorized deadbolt designed for either shared or assigned use functionality.

### deadlatch

Features a 1/2" (12.7mm) motorized deadlatch designed for assigned use functionality.

## finish

Standard finishes are brushed nickel or brass. Custom finishes are available upon request.

## mounting

All Cue Keypad locks are surface mounted. The keypad interface connects to the locking mechanism via a snap lock cable connector that tucks neatly into an integrated cable pocket. The mounting design accommodates a door thickness of up to 2" (50.8mm).



# SOLA®

28



## features

- Keypad operation
- All metal housing
- Simple installation
- Non-handed (standard & vertical body styles)
- Meets IP55 rating
- Standard, vertical, or horizontal body style
- Brushed nickel finish
- Cam locking mechanism
- Visual & audible indicators
- Manage with code or electronic keys
- Dual functionality (shared or assigned)
- 3-5 year battery life
- Powered by 2 premium AAA batteries
- Up to 5 year warranty



Sola locks operate with an alphanumeric keypad interface.

## user credential

### key managed

Users operate with either a self-selected 4-digit User Code or an ADA compliant User Key.

### code managed

Users operate with a self-selected 4-digit User Code

## body style

Available in vertical and horizontal body styles.

## functionality

Sola locks can be set for either shared or assigned use functionality.

### shared use (default setting)

With shared use functionality, the locks are designed for day-use lockers. The user chooses an available locker and operates it with a self-selected user credential. Once the locker is vacated, it becomes available for a different user.

### assigned use

With assigned use functionality, the locks are designed for lockers that are for private use. The user is assigned a locker and operates it with their assigned user credential.

## management

### key managed

Programming and management access are accomplished via patented electronic keys.

### code managed

Programming and management access are accomplished via alphanumeric codes.

## locking mechanism

### cam

Features a cam (flat or offset) that rotates with the handle. Custom cams are available upon request.

### finish

Standard finish is brushed nickel. Custom finishes are available upon request.

## mounting

All Sola locks are surface mounted with front battery access. The mounting design accommodates a door thickness of up to .86" (22mm)







classic

32



### cam keypad features

- Keypad operation
- All metal housing
- Vertical body style
- Non-handed
- With knob or ADA compliant lever
- Brushed nickel finish
- Cam locking mechanism
- Visual & audible indicators
- Manage with electronic keys
- 3-5 year battery life
- Powered by 3 premium AA batteries
- Up to 5 year warranty

Classic Cam Keypad locks operate with an alphanumeric keypad interface. The interface also contains a key slot to operate locks with an ADA compliant User Key.



## user credential

Users operate with either a self-selected 4-digit User Code or an ADA compliant User Key.

## body style

Available in a vertical body style with knob or ADA compliant lever.

## functionality

### shared use

In shared use functionality, the locks are designed for day-use lockers. The user chooses an available locker and operates it with a self-selected user credential. Once the locker is vacated, it becomes available for a different user.

### assigned use

In assigned use functionality, the locks are designed for lockers that are for private use. The user is assigned a locker and operates it with their assigned user credential.

## locking mechanism

### cam

Features an offset cam that rotates with the knob or ADA compliant lever. Custom cams are available upon request.

## finish

Standard finish is brushed nickel. Custom finishes are available upon request.

## mounting


All Classic Cam Keypad locks are recess mounted through a mortised opening on the door.

## management

Programming and management access are accomplished via patented electronic keys.







classic

36



### cam RFID features

- RFID operation
- All metal housing
- Vertical body style
- Non-handed
- With knob or ADA compliant lever
- Brushed nickel finish
- Cam locking mechanism
- Visual & audible indicators
- Manage with electronic keys
- 3-5 year battery life
- Powered by 3 premium AA batteries
- Up to 5 year warranty



Classic Cam RFID locks operate with an RFID interface. The interface also contains a key slot to operate locks with an ADA compliant User Key.



## user credential

Users operate with either an RFID credential or an ADA compliant User Key.

## body style

Available in a vertical body style with knob or ADA compliant lever.

## functionality

### shared use

In shared use functionality, the locks are designed for day-use lockers. The user chooses an available locker and operates it with a self-selected user credential. Once the locker is vacated, it becomes available for a different user.

### assigned use

In assigned use functionality, the locks are designed for lockers that are for private use. The user is assigned a locker and operates it with their assigned user credential.

## locking mechanism

### cam

Features an offset cam that rotates with the knob or ADA compliant lever. Custom cams are available upon request.

## finish

Standard finish is brushed nickel. Custom finishes are available upon request.

## mounting

All Classic Cam RFID locks are recess mounted through a mortised opening on the door.

## management

Programming and management access are accomplished via patented electronic keys.



## key management

NextLock® by Digilock® patented electronic keys offer external power, audit, and override capabilities for a credible management system that significantly enhances productivity and reduces cost.



### user key

An ADA compliant option for user access.



### manager key

Up to 25 Manager Keys may be registered to each lock.



### programming key

1 Programming Key allowed per lock group.

	User Key	Manager Key	Programming Key
Operates the lock	•	•	•
Overrides user access		•	•
Allows management inspection		•	•
Provides external power		•	•
Registers Manager Keys			•
Assigns user credential		•	
Sets lock functionality (on select models)			•

## Contact Us

---

### Digilock Corporate Headquarters

9 Willowbrook Court  
Petaluma, CA 94954  
United States of America  
+1 707 766 6000  
sales@digilock.com

---

### Digilock Europe B.V.

Douglassingel 47  
1119 MD Schiphol-Rijk  
Amsterdam, The Netherlands  
+31 0 20 303 3060  
sales@digilock.eu

---

### Digilock Asia Limited

Flat B, 27th Floor Grandion Plaza  
No. 932 Cheung Sha Wan Road  
Lai Chi Kok, Kowloon, Hong Kong  
+852 2776 0800  
sales@digilock.asia



Digilock<sup>®</sup>  
security simplified<sup>®</sup>

Digilock<sup>®</sup>  
Petaluma ■ USA  
+1 707 766 6000  
sales@digilock.com

Digilock Europe B.V.  
Amsterdam ■ The Netherlands  
+31 0 20 303 3060  
sales@digilock.eu

Digilock Asia Limited  
Kowloon ■ Hong Kong  
+852 2776 0800  
sales@digilock.asia