



Zoeflig

Kings Hill Industrial Estate | Bude | North Cornwall | EX23 8QN | United Kingdom  
ph: +44 (0) 1288 35 45 12 f: +44 (0) 1288 35 59 54 e: sales@zoeflig.com

8770 West Bryn Mawr Ave | Suite | 300 | Chicago | Illinois | 60631-3515 | USA  
ph: +1 773 867 8560 f: +1 773 867 2910 e: sales@zoeflig.com



[www.zoeflig.com](http://www.zoeflig.com)

system furniture | inFINITE


ISO 14001 Certificate No. E3409 & ISO 9001 Certificate No. 9560

*Zoeflig*

With the inFINITE system, Zoeflig permanently changed the rules of airport terminal and all waiting area seating.

Because it's a system which is seamless, genuinely modular, infinitely reconfigurable and easy to assemble, it's able to adapt instantly to any modern building or airport's ever-changing needs. Which means it puts you in charge, and transforms completely the art of the possible for today's global gateways.

In all the design, research and testing which gave rise to inFINITE, our aim was always to think differently, to consider what, ideally, could be done in the future, rather than just to revisit what, repeatedly, had been done in the past. That's why architects, planners and designers are now enjoying similar freedoms: to break from old layouts, to effect change painlessly, to react quickly to the increasing speed of events in global air travel.



inFINITE means the possibilities are endless.

inFINITE | polyurethane (PU) seats with arms



### inFINITE flexibility

inFINITE's not like other seating, so it's as easy to install the first time as it is to reinstall and reconfigure the second, third and fourth times.

Because there's no beam, there's no need to think in terms of groups of seats prescribed by beam-length. And because the dynamic of a modern global gateway is fast-moving and often-changing, inFINITE means you can now respond quickly and easily to the need to reconfigure a terminal or other building's layout.

inFINITE's range is no less flexible. If you're looking beyond the standard, you can choose from fully upholstered, veneered plywood or coach hide options.



inFINITE transforms completely the art of the possible for today's global gateways.

- 01 inFINITE | showwood
- 02 inFINITE | upholstered
- 03 inFINITE | coach-hide
- 04 inFINITE | polyurethane (PU)



**inFINITE** transforms completely the art of the possible for today's global gateways.

#### inFINITE range

inFINITE's seat and table chassis, as well as its legs and arms, are made out of a high-performance, advanced engineering composite called Dura-Z.

On a practical level, this offers an extremely strong high-quality surface finish. Whilst it's standard finish is Pantone Grey 404 it can also optionally be formulated to match any colour you specify, RAL or Pantone. inFINITE's standard seats and backs are made from Z-Form structural polyurethane foam that come in a standard range of colours but also optionally can be produced in any colour.

If you're looking beyond the standard, you can choose from fully upholstered\*, veneered plywood or coach hide options. inFINITE's full-table options are no less reconfigurable than the seats, there is a fix-down foot plate and, of course, a fully disability-compliant seat place which conforms to the North American and European standards (ADA/DDA).

#### inFINITE comfort

inFINITE is not only inviting and comfortable to look at, but a truly user-centred product that will make the art of travel more pleasurable. We believe physical comfort is a fundamental aspect of the ultimate passenger experience, and it goes without saying we took the opportunity to improve things.

Our Z-Form polyurethane active seating design conforms to the user's body shape providing a supreme level of comfort. The flexible, supportive structure also encourages continuous movement, further improving user comfort,

especially during prolonged periods. Tables are integrated as a genuinely modular system component, which means users can enjoy easy, clear access to food and drink anywhere it's required.

\*Upholstery conforms to EN 1021 – 1: 2006 & 2: 2006, BS 5852: 2006 Section 4 Ignition Source 5, CAL TB 133. Strength tested to EN 12727 Test level 4 severe contract use and ANSI/BIFMA X5.4-2005.

#### inFINITE system features

inFINITE's as simple to clean as it is to maintain. Because it's modular to an unprecedented extent, every task associated with it - removing and replacing a component part, servicing, cleaning all its surfaces - is proportionately simpler, too.

Simplicity does not lead to any loss of strength or durability, however. inFINITE comes with Zoetig's guarantee; this means it has exceeded standards far higher than those required for such a seat, assuring you of an excellent return on your investment.

We've made sure all the small details are spot on, too. Which meant carefully designing every last shape, surface and component junction to avoid dirt traps and so make the seating almost self-cleaning.

And not only is inFINITE itself simple to clean, its revolutionary design and minimal footprint make the areas around it easy to clean too, as well as offering excellent transparency and sightlines to help with the maintenance of security.



01



02



03



04



05



06



07



08



09



10



11



12

- 01 standard upholstered seats, with arms
- 02 coach hide upholstered seats, with arms
- 03 polyurethane (PU) seats, with arms
- 04 showwood seat & back
- 05 PRM seat with logo identification
- 06 inFINITE zadget trolley

- 07 polyurethane (PU), with spacers
- 08 polyurethane (PU) seats, without spacers
- 09 compact laminate full table
- 10 compact laminate half table
- 11 free-standing anti-slip foot detail
- 12 fix-down foot




01



02



03



04



05

### inFINITE technology

A product only gets to be this groundbreaking when a great deal of research, testing, re-thinking and re-testing has taken place.


inFINITE is a first for two main reasons: it has no beams and is not made from metal. To replace these two elements required innovation in materials and production, as well as in design. Dura-Z is our advanced, metal-replacing, engineering composite. Being injection-moulded, it not only revolutionises how seating can be used, it also completely changes how it's manufactured.

But what we gain in ease of mass production we do not lose in strength and durability; Zoeflig's guarantee is proof of our confidence in the leap forward this represents. inFINITE is strength tested to EN 12727 Test level 4 severe contract use and ANSI/BIFMA X5.4-2005.

In designing out the disadvantages, we've created new, previously unimagined advantages.

Everything changes.

- 01 inFINITE | end cap detail
- 02 inFINITE | leg and foot detail
- 03 inFINITE | polyurethane (PU) backrest detail
- 04 inFINITE | arm detail
- 05 inFINITE | 4 seat polyurethane (PU) configuration without arms



### environmental responsibility

Zoeflig management recognise the value of working in ways which identify and minimise the environmental impacts of our products and operations, and we are ISO 14001 certified.

We are committed to pollution prevention and to achieving continual improvements in our environmental performance. The Company undertakes to identify and comply with all applicable legislation and any other relevant requirements. Our Environmental Management System (EMS) provides a framework for setting and reviewing environmental objectives, targets and programmes designed continually to improve the Company's environmental performance. We seek to improve the environmental performance of our products through careful design and through consideration of raw materials, production processes, packaging and distribution.

inFINITE | polyurethane (PU) seats with arms

